

10. Розпорядження КМУ «Про схвалення Концепції розвитку системи фінансового забезпечення у сфері охорони здоров'я» від 18.09.2013 р. № 776-р [Електронний ресурс]. – Режим доступу : <http://zakon4.rada.gov.ua/laws/show/776-2013-p>
11. Статистичний щорічник України за 2014р. / Держ. ком. статистики України. – К., 2015.
12. Щорічна доповідь про стан здоров'я населення, санітарно-епідемічну ситуацію та результати діяльності системи охорони здоров'я України. 2014 рік / за ред. Квіташвілі О.; МОЗ України, ДУ"УІСД МОЗ України". – К., 2015. – 460 с.
13. World health statistics 2014. – Geneva : World Health Organization, 2014. – P. 141–152.

References

1. On state budget. The law of Ukraine. Web. <<http://www.the-law-the-council.gov.ua>>.
2. On insurance. The law of Ukraine. Web. <<http://zakon2.rada.gov.ua/laws/show/85/96-вр>>.
3. Suhrcke, Marc, McKee, Martin, and Lorenzo Rocco. "Investing in health: the key to successful economic development in Eastern Europe and Central Asia." World health organization. Web.<<http://www.euro.who.int/pubrequest>>.
4. "Information and analytical materials for the parliamentary hearings on "Ways to reform health care and medical insurance in Ukraine (analytical report of the Ministry of health of Ukraine)." *Chief doctor* 5(2009): 34–42. Print.
5. Lekhan, W. M., Slabkii, G. A., and M. V. Shevchenko. *The Strategy of development of the health system*. Kyiv, 2009. Print.
6. *The main ways of further development of the health system in Ukraine*. Ed.V. M. Lekhan and V. M. Rudui. Kyiv: Publishing house Raievskii, 2005. Print.
7. "The program of economic reforms for 2010 – 2014 years "prosperous society, competitive economy, effective state." Web. <www.President.GOV.PS/documents/Programa_FINAL_1.A.PDF>.
8. On approval of the Concept of building a new national health system of Ukraine. Cabinet of Ministers of Ukraine decree dated 14.07.2014. Web. <<http://www.apteka.ua/article/299354>>.
9. Some issues of improvement of the healthcare system. CMU resolution dated February 17, 2010 No. 208. Web. <<http://zakon2.the-council.gov.ua/laws/show/208-2010-p>>.
10. On approval of the Concept of development of system of financial provision in the sphere of health protection. Cabinet of Ministers of Ukraine order dated 18.09.2013, No 776-R. Web. <<http://zakon4.rada.gov.ua/laws/show/776-2013-p>>.
11. *Statistical Yearbook of Ukraine for 2014*. Kyiv, 2015. Print.
12. *Annual report on the health status of the population, sanitary-epidemic situation and performance of the health system in Ukraine. 2014*. Ed. E. Kvitashvili. Kyiv: Ministry of health of Ukraine, DUA USD the Ministry of health of Ukraine, 2015. Print.
13. *World health statistics, 2014*. Geneva : World Health Organization, 2014. Print.

Рецензенти:

Кінаш І.П. – доктор економічних наук, доцент, професор кафедри менеджменту і адміністрування Івано-Франківського національного технічного університету нафти і газу.

Децик О.З. – доктор медичних наук, професор, завідувач кафедри соціальної медицини, економіки охорони здоров'я та медичного правознавства Івано-Франківського національного медичного університету.

УДК 136.132.11

ББК 65.23

Kokhan I. V.

ESTIMATING FINANCIAL SUPPORT OF REGIONAL PROGRAMS OF SOCIAL ECONOMIC DEVELOPMENT

Vasyl Stefanyk Precarpathian National University,
Ministry of Education and Science of Ukraine,
Department of Finance,
Shevchenka Str., 57, Ivano-Frankivsk,
76000, Ukraine,
tel. : 0505755811
e-mail: iren-k60@bk.ru

Abstract. The given article presents the analysis of the experience of the financial support of the regional programs of social economic development and the areas of usage of internal and external resources of the area. Dynamic and balanced development of regions is one of the most important issues for further establishment of marketing relations and social transformations in Ukraine. The Aim lies in the evaluation of financial support of the approved regional programs and launching the amount of their financing. The assessment of social economic situation in Ivano-Frankivsk region in terms of nationwide tendencies allows asserting that economic growth depends on the amounts and sources provided by the state. To determine close connection between the amount of financing for the programs and gross domestic product, the coefficient of correlation was calculated according to Pierson. It was proved that the amount of financing regional programs of social economic development influences the growth rate of gross domestic product. During research period the activation of regional authority institutions is being surveyed regarding the adoption and financing target regional programs. It was determined that the dynamic activity of the regional community and its territorial units on realization in terms of defined strategic priorities for programs of social economic development will facilitate disproportion reduction and differences in the development of territory units in the region, as well as positively influences the growth of gross domestic product providing steady increase of social welfare.

Keywords: social economic regional development, ecology programs, social programs, gross regional domestic product, Pierson's correlation coefficient.

Statement of the Issue. Nowadays regional development is one of the prior tendencies of regional state policy aiming to establish favorable conditions for dynamic, balanced social economic development in Ukraine and its regions, improve social welfare, provide guaranteed social security for every citizen regardless of his/her place of living.

One of the tasks of regional state policy is to intensify the processes of market transformation exploiting regional capacity, these are: the efficiency of the authorities' decisions, the improvement and mutual coordination of the local authorities regarding budgets.

Theoretical-methodological aspects of the regional development, regional economic complexes transformation, regional policy are the focus of the research of the Ukrainian economists such as O. Novikova [3], B. Danylyshyna [4], O. Amosha [3], K. Udovenka [5], O. Makarova [6], N. Kanisheva, V. Mamutova, S. Melnyk, V. Popovkin and others. In the works of the scientists of our country the problems of differentiation reduction of regional development are being solved, as well as the formation complex regional economic systems, social orientation of economical growth. At the same time, the problem of financial support of the regional programs has not been investigated completely.

The objective of the article is to estimate the financial support of the approved regional programs and launch the amount of their financing.

The Principle Results of the Research. Interrelation between the capital and regions is a crucial factor for the development of a state on the whole. They do not only establish state concord, but also influence people's welfare greatly. The absence of its own well-considered regional policy in the past led to considerable disproportions in the territorial structure of the Ukrainian economy, the benefits of territorial labor division, regional natural resources and scientific production potential were used inappropriately and caused pollution in many cities and districts. The financial economic basis of many administrative territorial units is rather weak. All these factors cause the necessity of taking dedicated measures in the state regional economic policy, in their turn they would provide efficient regulation for the processes of the regional development, monitoring the activity of the state and local authorities regarding the structural transformation of state economy and imposing consecutive marketing relations.

The social economic development of Ivano-Frankivsk region is characterized by considerable productive, financial, geopolitical, touristic, cultural and scientific potential at post-crisis period conditioned by the influx of nationwide and worldwide tendencies. On one hand, the positive thing is that there is a switch over to the initial development in most economic spheres, and on the other hand – the tempos of the economic growth are extremely slow and do not allow to forecast optimistic prospects. Let us analyze the estimation and financial sources of the regional programs of social economic development in Ivano-Frankivsk region from 2011 up to present. At the end of

2013 state financing was held according to the Social Security Programs (2012–2016) – 10685,0 thousand UAH; Health Population of Precarpathian Region (2013–2020) – 569801,2 thousand UAH; “Drinking Water” (2012–2020) – 214,4 thousand UAH; Environment Protection (2011–2015) – 4233,14 million UAH.

Chart 1

Estimation and Sources of Financing of the Regional Programs of Social-Economic Development in Ivano-Frankivsk Region by 2013–2014.

№	Regional special-purpose program	Amount of Financing, thousand UAH	According to the source of financing			other sources
			state budget	regional budget	local budget	
1.	The Social Security Program (2012-2016)	10685,0	-	8505,0	1320,0	860,0
2.	“Heath Population of Precarpathian Region” (2013-2020)	569801,2	-	504325,6	Resulting from available financing	65475,6
3.	“Drinking Water” (2012-2020)	214,4	140,3	7,9	30,5	35,7
4.	Environment Protection Program (2011-2015)	4233,14 mln. UAH	1552,31			2680,83

Reference: Ivano-Frankivsk Regional Statistics Department

To determine interrelations between the amount of financing according to the Programs and regional gross domestic product, we calculated correlation coefficient after Pierson. Its prerequisites are: all observations are interrelated; the observations have standard method of distribution.

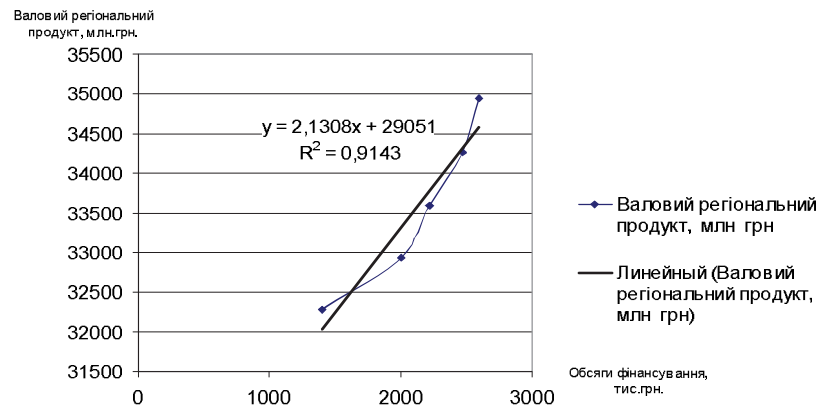
The fulfillment of measures on the Social Security Program (2012-2016) will enforce social security of certain categories of population of the region: disabled people, low income groups, large families, liberation veterans; it improve welfare, medical service, cultural education for wards and alumni that belong to the system of social security institutions, and it will give an opportunity for handicapped to get equal access to medical service, education, employment, vocational guidance and vocational training, physical training and sports and create free barrier environment in all spheres of their vital activity. Let us analyze the amount of financing of the Program (Chart 2; Scheme 1).

Chart 2

Impact of Financing Amount of the Social Security Program on Growth Speed of the Regional Gross Domestic Product

Index	2012	2013	2014	2015	2016
The amount of financing the Social Security Program, thousand UAH	1400,0	2000,0	2215,0	2475,0	2595,0
Regional Gross Domestic Product, mln. UAH	32286	32932,0*	33591,0*	34263,0*	34948,0*
Pierson’s Correlation Coefficient	R = 0,956200729				

* calculation based on average annual growth rate of RGDP [1; 2].



Scheme 1. Linear Relation of the Amount of Financing of the Social Security Program and Growth Rate of Regional Gross Domestic Product *.
* prepared by the author.

Regional special-purposed program aims to support individual building constructions in the villages and improve living conditions is called “Own House”. By 2012–2015 it suggests increasing amount of growth of houses in the villages by giving long-term (up to 30 years) mortgages; increasing the amount of startup houses due to first-priority investments for unfinished houses with high level of readiness; social orientation of building – immediate credits for large families and young families, local social workers; improvement of country land planning, giving practical aid with the support of rural authorities, individual construction companies in choosing and signing contracts on allotting lands, housing projects.

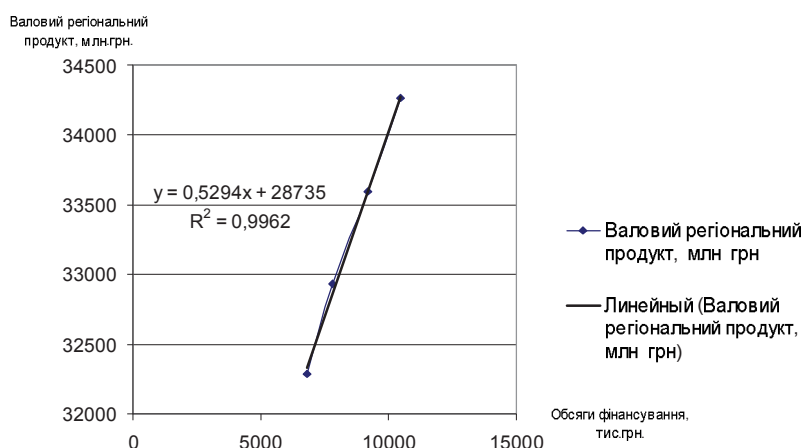
Financing support of the Program is to be based on the involving different nontraditional resources on three levels: state, regional, district (local). Housing construction financing in every district is held according to the following scheme: 50 % of the price is at the cost of the state budget, and 50% – from the local budget. Resulting from the financial availability and other sources of financing, state authorities allot financial support on the Program annually while forming regional, district and local budgets. (Chart 3; Scheme 2).

Chart 3

Impact of Financing Amount on the Individual Housing Construction Support Program and Improvement of Living Conditions of the Rural Population “Own House” on the Speed Growth of the Regional Gross Domestic Product

Index	2012	2013	2014	2015
The Program is to support individual housing construction in the villages and improving living conditions of rural population “Own House” (2012-2015)	6801,0	7789,0	9203,0	10462,0
Regional Gross Domestic Product, mln. UAH	32286 ,0	32932,0*	33591,0*	34263,0*
Pierson’s Correlation Coefficient	R = 0,99810638			

* calculated on average annual rates of RGDP [1; 2].



Scheme 2. Linear Dependence of the Financing Amount of the Individual Housing Construction in the Villages, Improvement of Living Conditions of the Rural Population “Own House” and Growth Speed of the Regional Gross Domestic Product

*prepared by the author.

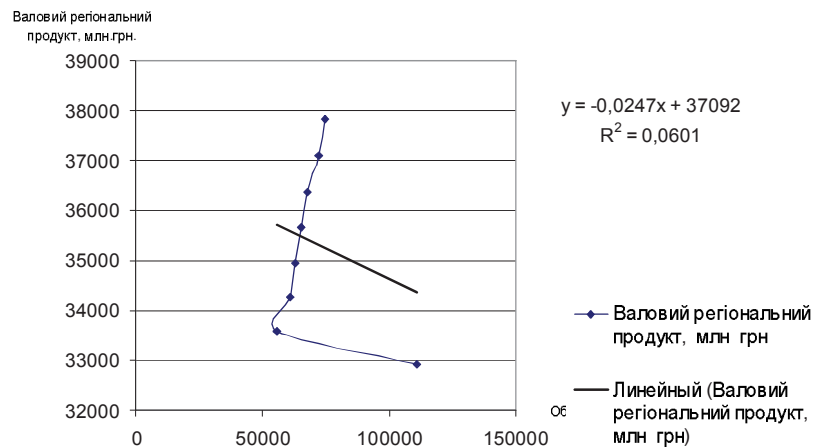
1350,5 mln. UAH (in 2011 – 1083, 8 mln. UAH) out of common fund – 1372,1 mln. UAH (assigned within the budget by 2012) was given to the Program “Health Population of Precarpathian Region” (2013-2020) to support regional healthcare system. The expenditures per person went up from 786, 47 UAH in 2011 to 978, 0 UAH under the current period on 24,4 %. By January, 1st 2013 to fulfill state programs in centralized order there was received medicines and medical goods on the total sum of 42647,6 thousand UAH (Chart 4; Scheme 3). Moreover, to fulfill measures on regional medical programs in 2012 out of assigned 41, 0 mln. UAH within the budget, 39, 8 mln. UAH was allotted. During 2012 within the framework of the program “Health of the Nation” almost 23,0 mln. UAH was spent on preventive maintenance of AIDS – 568,0 thousand UAH on tuberculosis preventive measures – 309,7 thousand UAH on patients suffering from myeloid leucosis – 989,1 thousand UAH on cancer preventing and treatment – 876,3 thousand UAH. On the program “Reproductive Health of the Nation” the expenditures made up – 519, 1 thousand UAH, “Diabetes” – 12,0 mln. UAH, the programs for the sick in cardiovascular diseases – 312, 8 thousand UAH, on blood donor supply – 1,3 mln UAH.

Chart 4

Impact of Financing Amount of the Program “Health Population of Precarpathian Region” on the Speed Growth of the Regional Gross Domestic Product, Ivano-Frankivsk Region

Index	2013	2014	2015	2016	2017	2018	2019	2020
“Health Population of Precarpathian Region”, (2013-2020)	110651,10	55766,20	60968,9	63003,2	65520,8	67536,1	71972,4	74382,5
Regional Gross Domestic Product, mln. UAH	32932,0*	33591,0*	34263,0*	34948,0*	35647,0*	36360,0*	37087,0*	37829,0*
Pierson’s Correlation Coefficient	R = - 0, 245127506							

* calculated on average annual rate of RDGP [1; 2].



Scheme 3. Linear Dependence of the Financing Amount of the Program “Health Population of Precarpathian Region” on the Speed Growth of the Regional Gross Domestic Product *.

*prepared by the author.

Regional special-purpose program “Drinking Water” by 2012–2020 provides the following aspects: to improve the quality of drinking water and sewage treatment; to improve sanitary, epidemic and ecological situation in the region; to protect the sources of drinking water supply; to install new drinking water supply, sewage systems, up to date equipment and materials at the enterprises; to reduce water expenditure; to provide people with qualitative drinking water.

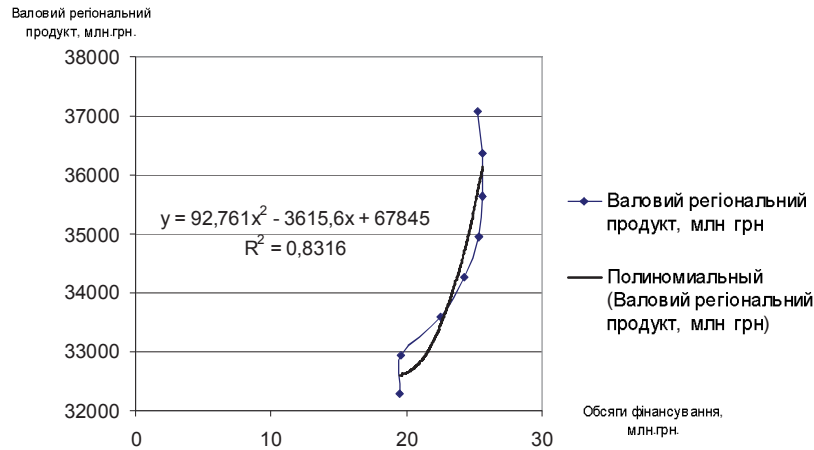
It will give an opportunity to implement state policy in the sphere of drinking water and water supply; to improve the quality of drinking water and sewage treatment; to utilize sediment, appearing while clearing sewage systems; to improve sanitary, epidemic, ecological conditions in the region; to provide the protection of water supply resources; to adjust latest technologies with new equipment, tools and materials at water supply enterprises; to reduce water expenditure; to provide people with qualitative drinking water 24 hours accessing the system of centralized water supply (Chart 5; Scheme 4).

Chart 5

Impact on Financing Amount of the Regional Special-Purpose Program “Drinking Water” (2012-2020) on the Speed Growth of the Regional Gross Domestic Product, Ivano-Frankivsk Region

Index	2012	2013	2014	2015	2016	2017	2018	2019	2020
“Drinking Water” (2012-2020), mln. UAH	19,52	19,57	22,52	24,23	25,33	25,64	25,65	25,25	25,79
Regional Gross Domestic Product, mln. UAH	32286,0	32932,0*	33591,0*	34263,0*	34948,0*	35647,0*	36360,0*	37087,0*	37829,0*
Pierson’s Correlation Coefficient	R = 0,896541093								

* calculated according to average annual RGDP [1; 2].



Scheme 4. Linear Dependence of the Financing Amount of the Regional Special-Purpose Program “Drinking Water” (2012–2020) and Speed Growth of the Regional Gross Domestic Product .*

*prepared by the author.

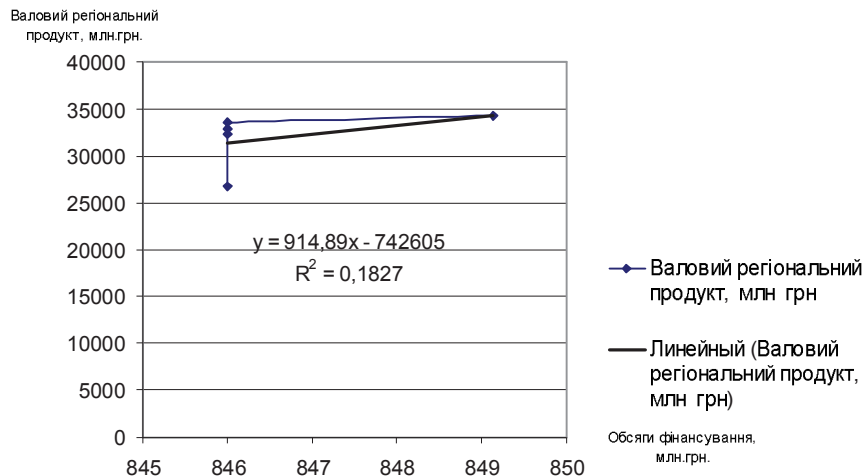
The Environment Protection Program (2011–2015). Financing environment protective measures, included in the Program, will be fulfilled at the cost of the following sources: state budget of Ukraine, local budgets, environment protection funds (state, regional, local); private enterprisers’, investments, other (Chart 6; Scheme 5).

Chart 6

Impact of Financing Amount of the Environment Protection Program (2011-2015) on Speed Growth of the Regional Gross Domestic Product

Index	2011	2012	2013	2014	2015
The Environment Protection Program, mln. UAH.(2011-2015)	846,0	846,0	846,0	846,0	849,14
Regional Gross Domestic Product, mln. UAH	26752,0	32286,0	32932,0*	33591,0*	34263,0*
Pierson’s Correlation Coefficient	R = 0,427424779				

* calculated on average annual rate of RGDP [1; 2].



Scheme 5. Linear Dependence of the Financing Amount of the Environment Protection Program and Growth Speed of the Regional Gross Domestic Product .*

*prepared by the author.

The realization of planned environment protective measures of the Program will provide the following changes: transformation to the system of integrated and balanced management in using and reorganizing natural resources, environment protection and ecological security of the territory; reducing fumes congestion in the air; improving the quality of shallow waters by constructing and reconstructing (total repairs, modernization) filter equipment at the companies with different forms of property; reducing the quantity of utility areas for industrial and household waste by applying modern technologies, collecting it separately, constructing facilities (plants, equipment, processing and utility factories).

Conclusion. Thus, during the current period the activation of regional authorities' activity is being noticed regarding assigning and financing special-purpose regional programs. As a result of the analysis the estimation of financial support of social economic development of the Programs in Ivano-Frankivsk region have essential drawbacks and problems that slow down the rates of economic raise. Active and dynamic activity of the regional community and its territory subdivisions in realization in terms of assigned strategic priorities of the Programs of social economic development will reduce disproportions and differentiations in the development of territorial units of the region, and will also influence the growth of regional domestic gross rate and provide stable welfare growth positively.

The aim of the regional policy should provide economic, legitimate and organizational conditions to hold municipal and administrative reforms, optimize production system of the regions, eliminate disproportions between their social and production development, improve environment for population, and align the levels of economic development in the regions. The main aspects of the regional policy stipulate, first of all, establishing effective regional structures of the economy.

Ivano-Frankivsk regional experience in the sphere of working out and realizing the programs at the regional level proves the possibility to unite all financial sources assigning substantial amounts of regional and local budgets to solve the tasks of social economic development in the region satisfying social economic needs of the population according to the strategic priorities of social economic policy.

References (in language original)

1. Головне управління статистики в Івано-Франківській області [Електронний ресурс] – Режим доступу : <http://www.ifstat.gov.ua/>.

2. Програма економічного і соціального розвитку Івано-Франківської області на 2015-2018 рік [Електронний ресурс] / Івано-Франківська обласна рада. – Режим доступу : <http://www.orada.if.ua/index.php?id=122>.
3. Новікова О.Ф. Управління людським та соціальним розвитком у регіонах України : монографія / О. Ф. Новікова, О. І. Амоша, Л. В. Шаульська; НАН України, Ін-т економіки пром-сті. – Донецьк, 2010. – 488 с.
4. Данилишин Б. М. Стратегічний потенціал продуктивних сил регіонів України : монографія / ред.: Б. М. Данилишин; Рада по вивч. продукт. сил України НАН України. – К. : 2009. – 323 с.
5. Удовенко К.В. Інститут муніципальних програм: організаційно-правові та управлінські засади становлення, розвитку та функціонального запровадження./ К. В.Удовенко // Держава і право. – 2010. – № 38. – С. 354–360.
6. Макарова О.В. Державні соціальні програми: теоретичні аспекти, методика розробки та оцінки: монографія / О.В. Макарова. – К. : Ліра-К, 2009. – 328 с.
7. Die Zeit – das Lexikon. Enzyklopadie (2005). Mit dem Besten aus der Zeit (in 20 Bänden). Hamburg: Zeitverl. Bucerius (in German).
8. Kamerschen, D., McKenzie, R., & Nardinelli, C. (1991). *Ekonomia* (Trans. from Eng.). Gdańsk: Solidarność (in Polish).

References

1. Department of Statistics in Ivano-Frankivsk region. Web. <<http://www.ifstat.gov.ua/>>.
2. Ivano-Frankivsk Regional Council (2015-2018). The Program of Economic and Social Development of Ivano-Frankivsk Region (2015-2016). Web. <<http://www.orada.if.ua/index.php?id=122>>.
3. Novikova, O. F., Amosha, O. I., and L. V. Shaulska. *Managing Human and Social Development in the Regions of Ukraine*. Donetsk: National Academy of Sciences of Ukraine, Institute of Industrial Economics, 2010. Print.
4. Danilishin, B. M. *The Strategic Potential of the Productive Capacity in the Ukrainian Regions*. Kyiv: Council of Productive Capacity of Ukraine National Academy of Science of Ukraine, 2009. Print.
5. Udoenko, K. V. "Council Program Institute: Organizational, Legal and Administrative Principles of Formation, Development and Functional Implementation." *Derzhava i pravo (State and Law)* 38 (2010): 354-360. Print.
6. Makarova, O. V. *Government Social Programs: Theoretical Aspects, Methodology Development and Evaluation*. Kyiv: Lira-K, 2009. Print.
7. Die Zeit – das Lexikon. Enzyklopadie. Mit dem Besten aus der Zeit (in 20 Bänden). Hamburg: Zeitverl. Bucerius, 2005. Print.
8. Kamerschen, D., McKenzie, R., & C.Nardinelli. *Ekonomia* (Trans. from Eng.). Gdańsk: Solidarność, 1991. Print.

Рецензенти:

Ткачук І.Г. – доктор економічних наук, професор, завідувач кафедри фінансів ДВНЗ «Прикарпатський національний університет імені Василя Стефаника»;

Криховецька З.М. – кандидат економічних наук, доцент кафедри фінансів ДВНЗ «Прикарпатський національний університет імені Василя Стефаника».

УДК 336.581

ББК 65.26

Кропельницька С.О.

СУЧАСНІ ТЕНДЕНЦІЇ, ПРОБЛЕМИ ТА ПЕРСПЕКТИВИ УЧАСТІ ПРОЕКТІВ РОЗВИТКУ ТЕРИТОРІЙ У КОНКУРСІ НА ФІНАНСУВАННЯ З ДФРР

ДВНЗ «Прикарпатський національний університет імені Василя Стефаника»,
Міністерство освіти і науки України,
кафедра фінансів,
76018, м. Івано-Франківськ, вул. Шевченка, 57,
тел.: 0342752351,
e-mail: kfin@pu.if.ua

Анотація. Стаття присвячена актуальній темі – фінансуванню проектів розвитку територій за рахунок коштів Державного фонду регіонального розвитку (ДФРР). Мета – виявлення проблем та